

# 1.75 STANDARD TRIM

MATERIAL (please choose one):

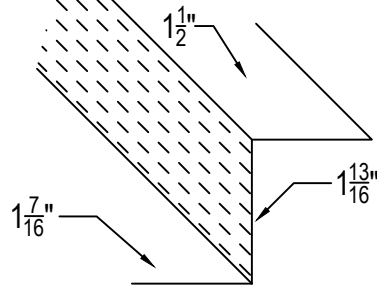
- |                                      |                                      |                                    |
|--------------------------------------|--------------------------------------|------------------------------------|
| <input type="checkbox"/> 26 GA Steel | <input type="checkbox"/> 22 GA Steel | <input type="checkbox"/> .040 Alum |
| <input type="checkbox"/> 24 GA Steel | <input type="checkbox"/> .032 Alum   | <input type="checkbox"/> .050 Alum |

Color: \_\_\_\_\_ Finish: \_\_\_\_\_



721-021

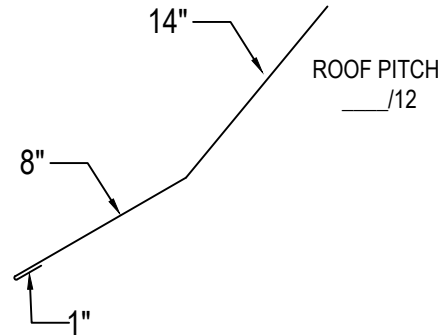
3.36sq INCHES OF NET OPEN SPACE PER LINEAR FOOT, PER SIDE



STANDING SEAM VENTED Z-FLASHING  
\_\_\_\_\_ LINEAR FEET (120" PCS)

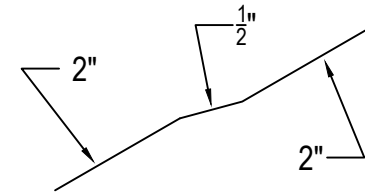
722-021

ROOF PITCH  
\_\_\_\_/12



STANDING SEAM TRANSITION FLASHING  
\_\_\_\_\_ LINEAR FEET (120" PCS)

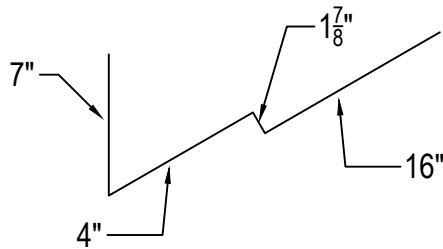
723-021



STANDING SEAM TRANSITION CLEAT  
\_\_\_\_\_ LINEAR FEET (120" PCS)

724-021

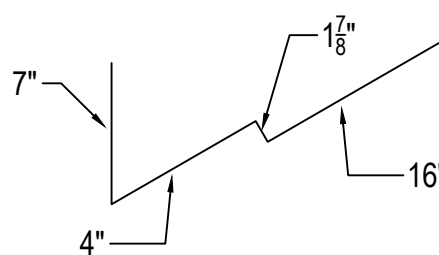
ROOF PITCH  
\_\_\_\_/12



STANDING SEAM CHIMNEY BACK  
\_\_\_\_\_ LINEAR FEET (120" PCS)

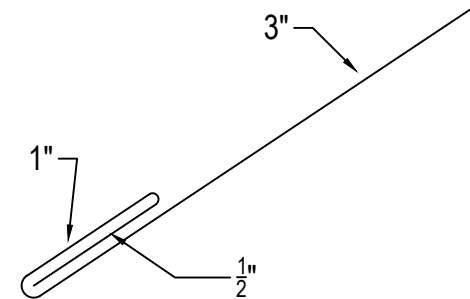
725-021

ROOF PITCH  
\_\_\_\_/12



STANDING SEAM SKYLIGHT BACK  
\_\_\_\_\_ LINEAR FEET (120" PCS)

726-021



STANDING SEAM RAKE EDGE J-CHANNEL  
\_\_\_\_\_ LINEAR FEET (120" PCS)

Notes:

- 1) Ship To Address: \_\_\_\_\_  
City: \_\_\_\_\_ State: \_\_\_\_\_ Zip: \_\_\_\_\_
- 2) Written approval is required prior to fabrication, contractor is responsible for all dimensions and quantities. Fabricated items are not returnable.

Sheet \_\_\_ of \_\_\_\_ DWG# 720-021

Temple Architectural Products  
1111 Lowell St.  
Elyria, Ohio 44035

(440) 323-9393  
Estimates@templearchitecturalproducts.com  
www.templearchitecturalproducts.com

Project Name: \_\_\_\_\_

Installing Contractor: \_\_\_\_\_

Contact Name: \_\_\_\_\_

Contact number: \_\_\_\_\_

Signed Approval: \_\_\_\_\_