

Environmentally Smart Colors – Designed Energy Efficient



TERRA COTTA



AGED COPPER



SOLAR WHITE +



SANDSTONE +




SURREY BEIGE



COLONIAL RED +



PATINA GREEN



REGAL WHITE +



ASH GRAY +



SIERRA TAN +



REGAL RED *



HEMLOCK GREEN *



STONE WHITE



DOVE GRAY



MEDIUM BRONZE +



BURGUNDY *



HARTFORD GREEN * +



SLATE BLUE



SLATE GRAY +



MANSARD BROWN +



MATTE BLACK +



EVERGREEN +



REGAL BLUE * +




CHARCOAL GRAY +




DARK BRONZE +


Metallic Colors



SILVER *




COPPER *



CHAMPAGNE *




PRE-WEATHERED *
GALVALUME



ACRYLIC COATED
GALVALUME®

Non-Painted

Weathered Colors



GALV-TEN™ RAW * **



COPPER-TEN™ RAW * **



COR-TEN AZP® RAW * **



VINTAGE® **

* Available at a slight price premium

+ Available in 26ga SMP

* Also available in Robust

** Premium plus for Weathered Series items

Colors shown are matched as accurately as possible, but may vary slightly from finished product. These rich and vibrant colors are Sherwin-Williams® Fluorpon® Coil Coating Systems (containing 70% PVDF Kynar 500®/Hylar 5000® resins), which provide superior color retention and allow Sheffield Metals to offer non-prorated coating warranties for most applications. Coating warranty varies for Regal Red, Matte Black, Copper, Champagne, Silver, and Pre-Weathered Galvalume. Steelscape's Vintage carries a 20-year Finish Warranty. Please contact your representative for more information.

Stock Availability Matrix

	LEED 2013	ISR	EMI	3 Yr.	SRI	GALVALUME				ALUMINUM				
						22 ga.	24 ga.	24 ga.	24 ga.	.032 nom.	.032 nom.	.040 nom.	.050 nom.	.063 nom.
						48.375"	40.375"	44.375"	48.375"	40.500"	48.000"	48.000"	48.000"	48.000"
Aged Copper		L	0.47	0.85	0.46	53		●		●	●	●		
Ash Gray	+	L	0.39	0.84	0.39	41		●		●	●	●		
Burgundy			0.25	0.85	0.23	23		●		●				
Champagne Metallic			0.37	0.80	0.35	37		●		●				
Charcoal Gray	+		0.29	0.84	0.28	28	●	●	●	●	●	●		
Colonial Red	+		0.30	0.85	0.29	30		●		●	●			
Copper Metallic		L	0.49	0.86	0.47	56		●		●	●			
Dark Bronze	+		0.26	0.84	0.25	24	●	●	●	●	●	●	●	●
Dove Gray		L	0.49	0.86	N/A	56	●	●		●	●	●		
Evergreen	+		0.27	0.86	0.26	26		●		●	●	●		
Hartford Green	+		0.26	0.85	0.25	24		●		●	●	●	●	
Hemlock Green			0.29	0.86	0.29	29		●		●				
Mansard Brown	+		0.27	0.86	0.25	26	●	●		●	●	●	●	
Matte Black	+		0.29	0.83	0.27	27	●	●	●	●	●	●	●	●
Medium Bronze	+		0.30	0.87	0.28	31	●	●	●	●	●	●	●	●
Patina Green			0.28	0.87	0.28	28		●		●				
Pre-weathered Galvalume®			0.30	0.79	0.28	27		●		●	●			
Regal Blue	+		0.26	0.85	0.25	24		●		●				
Regal Red	+		0.42	0.83	0.41	45		●		●				
Regal White	+		0.67	0.86	0.67	81	●	●	●	●	●	●	●	●
Sandstone	+	L	0.54	0.86	0.53	63		●		●	●	●		
Sierra Tan	+		0.35	0.86	0.34	37		●		●	●	●		
Silver Metallic		L	0.59	0.79	0.60	67		●		●	●	●	●	
Slate Blue			0.29	0.85	0.28	28		●		●				
Slate Gray	+		0.33	0.84	0.33	33	●	●	●	●	●	●	●	●
Solar White		L	0.68	0.85	0.66	82		●		●	●	●	●	●
Stone White			0.60	0.86	0.56	71		●		●	●	●		
Surrey Beige		L	0.42	0.85	0.41	46		●		●	●			
Terra Cotta			0.35	0.86	0.35	37		●		●	●	●		
Acrylic Coated Galvalume®		L	0.67	0.14	0.55	56	●	●		●				
Cor-Ten AZP® Raw			0.32	0.89	N/A	34		●		●				
Copper-Ten™ Raw			0.45	0.88	N/A	51		●		●				
Galv-Ten™ Raw			0.49	0.84	N/A	55		●		●				
Vintage®			0.30	0.70	0.27	22		●		●				
Custom Colors								▲	▲	▲	▲	▲	▲	▲

Notes:

- All of Sheffield's CoolR® metal is painted with a .20 mil primer and .70 - .90 mil Top Coat of 70% PVDF resin-based coating (containing Kynar 500® or Hylar 5000®). The reverse side has a .20 primer and .30 - .40 backer coating.
- 22 gauge steel available in 44.375" and 48.375" widths upon request.
- .050 aluminum available in 48.000" width upon request.
- For low slope roofing to meet Energy Star requirements, the ISR must be ≥0.65. After 3 years, the solar reflectance must be ≥0.50.
- For steep slope roofing to meet Energy Star requirements, the ISR must be ≥0.25. After 3 years, the solar reflectance must be ≥0.15.
- For low slope roofing to meet LEED 2013 requirements, the SRI must be ≥78.
- For steep slope roofing to meet LEED 2013 requirements, the SRI for 100% of the roof must be ≥ 29.
- Low slope is defined as ≤2:12.
- Steep slope is defined as >2:12.

Key:

- = Stocked Item
- ▲ = Available on Custom Order Basis
- L = LEED 2013 Compliant
- ISR = Initial Solar Reflectance
- EMI = Emissivity
- SRI = Solar Reflectance Index
- ⊕ = Sil Poly/XL 26 ga. - Inquire About Available Widths

Oil canning is an aesthetic issue and is an inherent part of light gauge cold formed metal products. By using coil that has been processed properly, designing for thermal movement, following stringent specifications for installation and proper handling most oil canning can be eliminated. Oil canning is not grounds for coil/panel rejection.

Galvalume® is a registered trademark of BIEC International Inc. | Hylar 5000® is a registered trademark of Solvay Solexis, Inc. | Kynar 500® is a registered trademark belonging to Arkema Inc.

Cor-Ten AZP® is a registered trademark and the USS in Circle, Weathered Metal Series™, Galv-Ten™, and Copper-Ten™ are trademarks of United States Steel Corporation. All trademarks are used under license of the United States Steel Corporation. Sherwin-Williams® and Fluoropon® are trademarks of SWIMC LLC.