


RADIUS - TAPERED COPING



MATERIAL (please choose one):

- | | |
|--|--|
| <input type="checkbox"/> 24 GA Steel | <input type="checkbox"/> .040 Aluminum |
| <input type="checkbox"/> 22 GA Steel | <input type="checkbox"/> .050 Aluminum |
| <input type="checkbox"/> .032 Aluminum | <input type="checkbox"/> .063 Aluminum |

Other: _____
 Color: _____
 Finish: _____

QUANTITIES:

_____ Total Linear Feet (10'-0" Lengths)
 _____ Outside Miter(s): _____ Degrees
 _____ Inside Miter(s): _____ Degrees
 _____ Right End Cap(s)
 _____ Left End Cap(s)

Miter/End Cap Fabrication Requirements:

- | | |
|---|---|
| <input type="checkbox"/> Pop Rivet & Sealed | <input type="checkbox"/> Welded (see note)* |
|---|---|

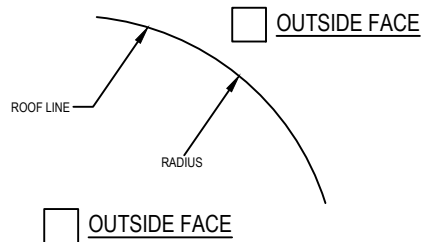
Installation:

- 1) Cleats are to be installed 40" O/C, coping hem crimped to cleat
- 2) 8 - 1.5" SS Ring Shank nails per cleat, minimum
- 3) Splice plates require 2 beads of sealant per side of coping

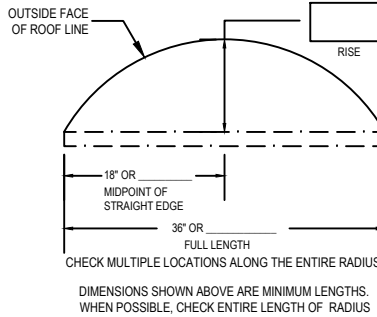
Sheet ___ of ___

DWG# 740-022

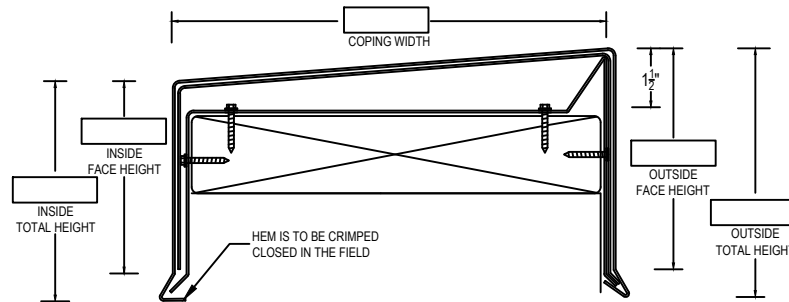
SPECIFY THE CORRESPONDING "OUTSIDE FACE" FOR THE BUILDING



ROOF LINE _____
 OR
 FIELD MEASUREMENTS



ANSI/SPRI ES-1*



Notes:

- 1) *Accessory Welding is only available in .050 aluminum or heavier.
- 2) 6" wide slip joints are provided (1 per 10'-0" pc/2 per miter).
- 3) External splice plates are available upon request.
- 4) Written approval is required prior to fabrication, contractor is responsible for all dimensions and quantities. Fabricated items are not returnable.

Project Name: _____

Installing Contractor: _____

Contact Name: _____

Contact number: _____

Signed Approval: _____

Temple Architectural Products
 1111 Lowell St.
 Elyria, Ohio 44035

(440) 323-9393
 Estimates@templearchitecturalproducts.com
 www.templearchitecturalproducts.com