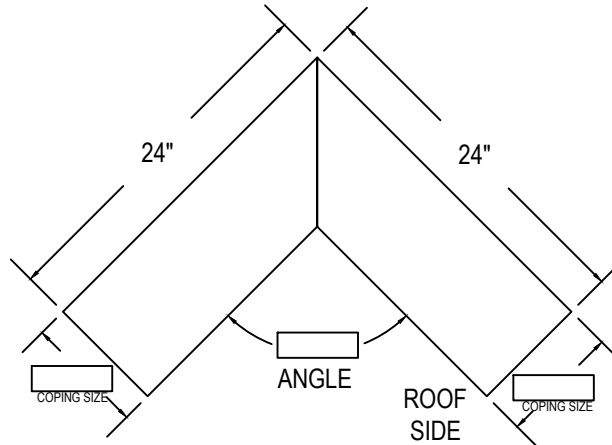
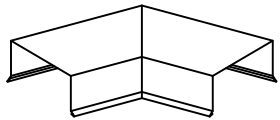


NON-90 DEGREE TRANSITION COPING MITER



OUTSIDE MITER

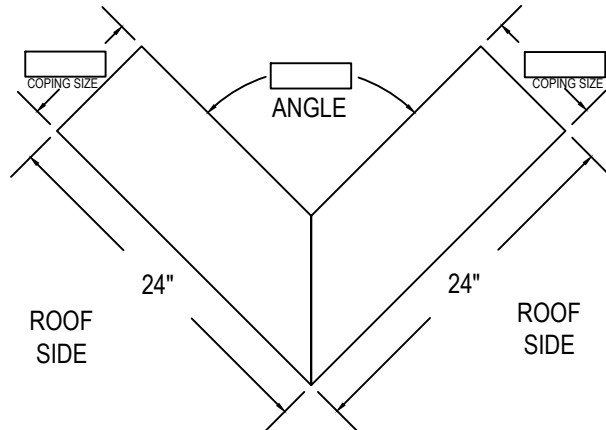
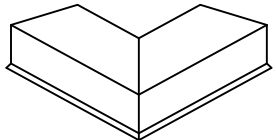
- TAPERED COPING
- FLAT COPING



#740-013-01

INSIDE MITER

- TAPERED COPING
- FLAT COPING



#740-013-02

MATERIAL (please choose one):

- | | |
|--|--|
| <input type="checkbox"/> 24 GA Steel | <input type="checkbox"/> .040 Aluminum |
| <input type="checkbox"/> 22 GA Steel | <input type="checkbox"/> .050 Aluminum |
| <input type="checkbox"/> .032 Aluminum | <input type="checkbox"/> .063 Aluminum |

Other: _____
 Color: _____
 Finish: _____

QUANTITIES:

_____ Outside Miter(s)
 _____ Inside Miter(s)
 _____ Degree Angle

Miter/End Cap Fabrication Requirements:

- | | |
|---|---|
| <input type="checkbox"/> Pop Rivet & Sealed | <input type="checkbox"/> Welded (see note)* |
|---|---|

Installation:

- 1) Cleats are to be installed 40" O/C, coping hem crimped to cleat
- 2) 8 - 1.5" SS Ring Shank nails per cleat, minimum
- 3) Splice plates require 2 beads of sealant per side of coping

Sheet ___ of ___

DWG# 740-013

Notes:

- 1) *Accessory Welding is only available in .050 aluminum or heavier.
- 2) External splice plates are available upon request.
- 3) Written approval is required prior to fabrication, contractor is responsible for all dimensions and quantities. Fabricated items are not returnable.

Project Name: _____

Installing Contractor: _____

Contact Name: _____

Contact number: _____

Signed Approval: _____

Temple Architectural Products
 1111 Lowell St.
 Elyria, Ohio 44035

(440) 323-9393
 Estimates@templearchitecturalproducts.com
 www.templearchitecturalproducts.com