

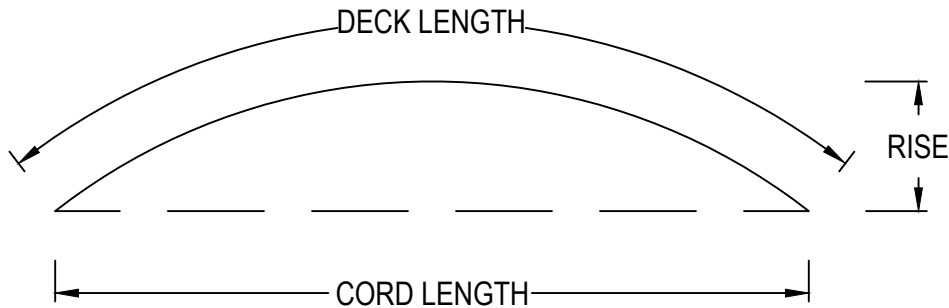


CONVEX RADIUS 1" SNAP ON BATTEN PANEL



CONVEX

DECK LENGTH: _____
 RISE: _____
 CORD LENGTH: _____
 RADIUS (IF KNOWN): _____



DECK MEASUREMENT ONLY

MATERIAL (please choose one):

- | | |
|--------------------------------------|--|
| <input type="checkbox"/> 26 GA Steel | <input type="checkbox"/> 22 GA Steel |
| <input type="checkbox"/> 24 GA Steel | <input type="checkbox"/> .032 Aluminum |

Color: _____
 Finish: _____

PANEL CUT LIST:

_____ @ _____"	_____ @ _____"
_____ @ _____"	_____ @ _____"
_____ @ _____"	_____ @ _____"
_____ @ _____"	_____ @ _____"
_____ @ _____"	_____ @ _____"
_____ @ _____"	_____ @ _____"
_____ @ _____"	_____ @ _____"
_____ @ _____"	_____ @ _____"
_____ @ _____"	_____ @ _____"
_____ @ _____"	_____ @ _____"
_____ @ _____"	_____ @ _____"
_____ @ _____"	_____ @ _____"
_____ @ _____"	_____ @ _____"
_____ @ _____"	_____ @ _____"
_____ @ _____"	_____ @ _____"
_____ @ _____"	_____ @ _____"
_____ @ _____"	_____ @ _____"
_____ @ _____"	_____ @ _____"
_____ @ _____"	_____ @ _____"
_____ @ _____"	_____ @ _____"

Sheet _____ of _____ . DWG# 720-013

Notes:
 1) Ship To Address: _____
 City: _____ State: _____ Zip: _____
 2) Written approval is required prior to fabrication, contractor is responsible for all dimensions and quantities. Fabricated items are not returnable.

Project Name: _____
 Installing Contractor: _____
 Contact Name: _____
 Contact number: _____
 Signed Approval: _____

Temple Architectural Products
 1111 Lowell St.
 Elyria, Ohio 44035
 (440) 323-9393
 Estimates@templearchitecturalproducts.com
 www.templearchitecturalproducts.com