


2.0 STANDARD TRIM

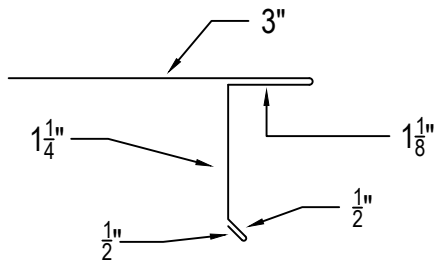
MATERIAL (please choose one):

- | | | |
|--------------------------------------|--------------------------------------|------------------------------------|
| <input type="checkbox"/> 26 GA Steel | <input type="checkbox"/> 22 GA Steel | <input type="checkbox"/> .040 Alum |
| <input type="checkbox"/> 24 GA Steel | <input type="checkbox"/> .032 Alum | <input type="checkbox"/> .050 Alum |

Color: _____ Finish: _____

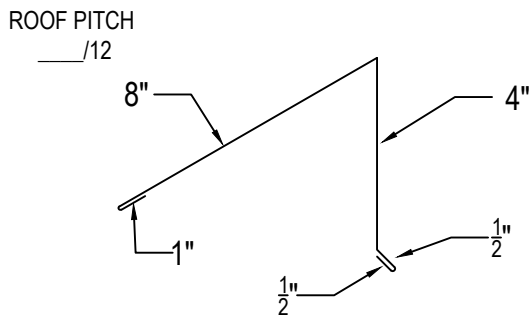


721-026



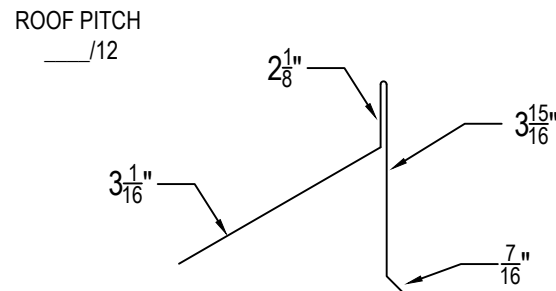
STANDING SEAM RAKE DRIP EDGE
_____ LINEAR FEET (120" PCS)

722-026



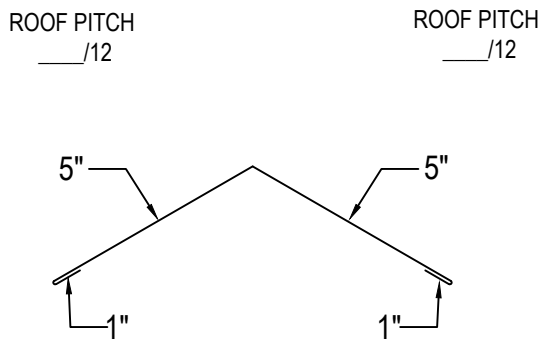
STANDING SEAM VERTICAL RIDGE
_____ LINEAR FEET (120" PCS)

723-026



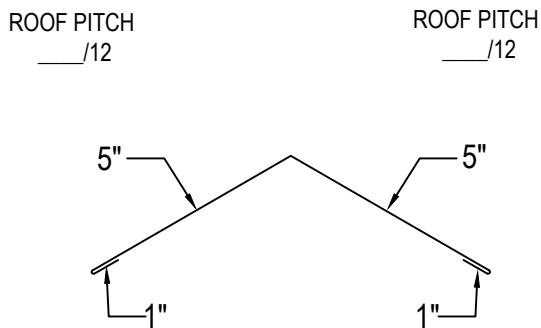
STANDING SEAM VERTICAL RIDGE CLEAT
_____ LINEAR FEET (120" PCS)

724-026



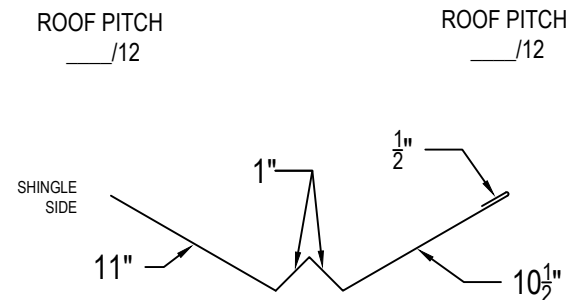
STANDING SEAM RIDGE CAP-SMALL
_____ LINEAR FEET (120" PCS)

725-026



STANDING SEAM HIP CAP-SMALL
_____ LINEAR FEET (120" PCS)

726-026



SHINGLE TO STANDING SEAM VALLEY
_____ LINEAR FEET (120" PCS)

Notes:

- 1) Ship To Address: _____
City: _____ State: _____ Zip: _____
- 2) Written approval is required prior to fabrication, contractor is responsible for all dimensions and quantities. Fabricated items are not returnable.

Sheet ___ of ___. DWG# 720-026

Temple Architectural Products
1111 Lowell St.
Elyria, Ohio 44035

(440) 323-9393
Estimates@templearchitecturalproducts.com
www.templearchitecturalproducts.com

Project Name: _____

Installing Contractor: _____

Contact Name: _____

Contact number: _____

Signed Approval: _____