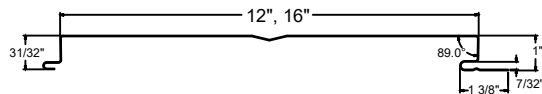

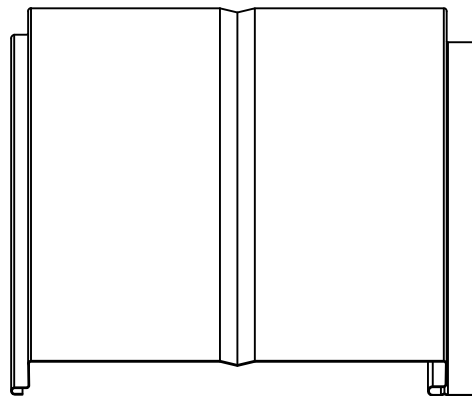
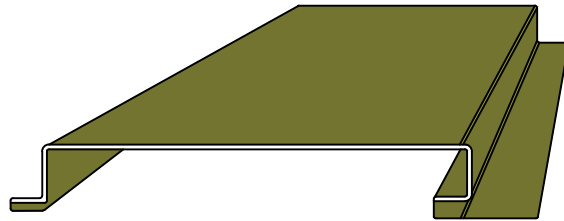
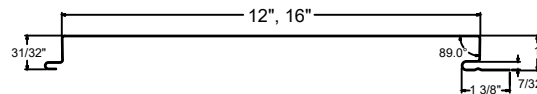


1.0" FLUSH SEAM PANEL, SOLID



1" FLUSH PANEL WITH CENTER V-BEAD



1" FLUSH PANEL, SMOOTH, SOLID

Available Material

Steel: 26 ga, 24 ga, 22 ga
 Aluminum: .032, .040
 Copper: 16 oz, 20 oz

Standard and Metallic Colors: 29
 Available Finishes: Kynar 500/Hylar 5000, SP

Test Data:

- Wind Uplift.....ASTM 1592
- Wind Uplift UL580.....Class 90
- Water Infiltration.....ASTM E 331
- Air Infiltration.....ASTM E 283
- Custom widths available upon request

Panel information and description:

TIS: 720-007

The Flush Seam Panel offers a concealed fastener and a tongue & groove seam that allows for thermal movement due to changes in ambient temperatures. The panel can be installed over solid substrates or over open perlins (upon review). Panel configurations can include low bead stiffeners, centerline V-Bean, one or two rows of venting (3.08 square inches of venting, per row, per linear foot of panel). Many of the colors are Energy Star compliant; see color chart for applicable data and colors. Custom colors are available upon request (minimum and overages will apply).

Notes:

- It is recommended to use stiffener beads for wider panel faces in order to minimize "oil canning". Oil canning is not a cause for rejection.
- 2" wide stiffening beads are available.

Temple Architectural Products
 1111 Lowell St.
 Elyria, Ohio 44035

(440) 323-9393
 Estimates@templearchitecturalproducts.com
 www.templearchitecturalproducts.com